

Palestinian Central Bureau of Statistics (PCBS)

On the Occasion of the International Day of Older Persons 01/10/2020

**Under the Theme "Providing protection for the elderly during
The Covid-19 pandemic and beyond"**

The world celebrates the International Day of Older Persons on October 1st of each year in recognition of their efforts and to highlight the significant contributions made by the elderly in the society, as well as to raise awareness of the problems, obstacles and challenges that the elderly face.

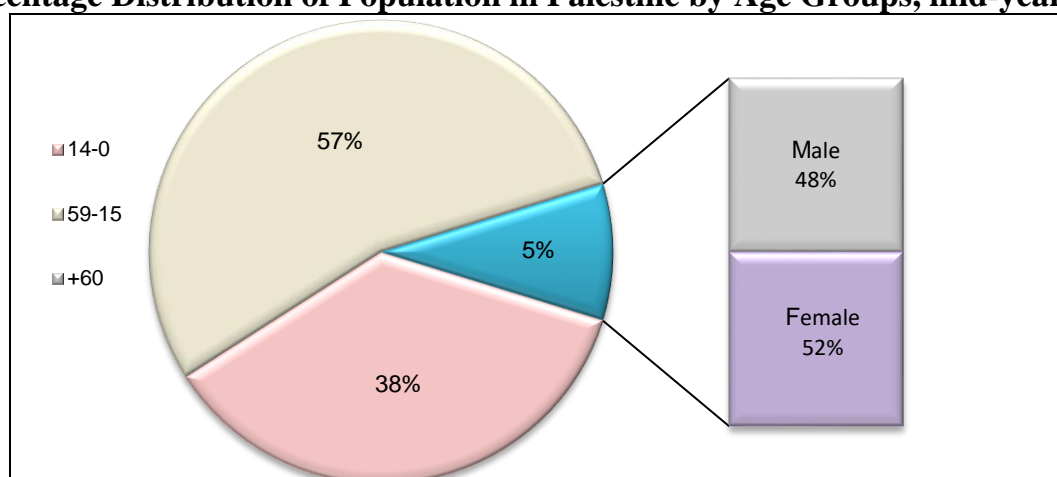
About Three of Every Four Deaths due to Coronavirus are Elderly Persons

Although all age groups are at risk of getting infected by COVID 19, the elderly are at risk of death and severe diseases after infection. Data from Ministry of Health indicates that among 353 deaths in Palestine as a result of the infection of the Coronavirus, there are about 75% of deaths among the elderly (60 years and above), and the number of sick elderly in Palestine reached 3,237 persons (8%) of the sick in Palestine, until the end of the month of 9/2020.

5% of the Population in Palestine aged 60 Years and Above

The Palestinian society is considered a young society where the percentage of young people is high and the percentage of the elderly is relatively low. In mid-year 2020, the number of the elderly aged 60 years and above reached 269,346 persons (5%): 177,836 persons (6%) in the West Bank and 91,510 persons (5%) in Gaza Strip. Even though, the percentage of the elderly will be increasing during the coming years in Palestine, their percentage will remain relatively low and would not exceed 5% during the current decade. It is expected to start increasing after the mid of next decade.

Percentage Distribution of Population in Palestine by Age Groups, mid-year 2020



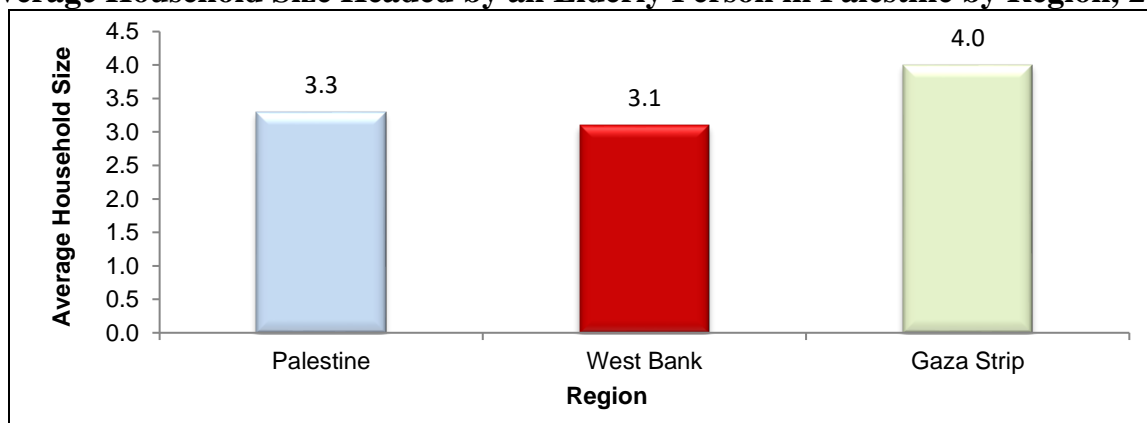
Increase of the Elderly Females Percentage against the Elderly Males Percentage

The number of the elderly males aged 60 years and above in mid-year 2020 in Palestine reached about 129 thousand, representing 5% of the total number of the elderly males in Palestine, compared to 140 thousand elderly females, representing 6% of the total number of females, with a sex ratio of 92 males per 100 females.

One Household out of Six Households is Headed by an Elderly Person

Labour Force data for year 2019, showed that 18% of households are headed by an elderly person in Palestine (19% in the West Bank and 15% in Gaza Strip). The data indicated that the average size of the households headed by an elderly person is relatively small as it reached 3.3 individuals (3.1 in the West Bank and 4.0 in Gaza Strip) compared to 5.5 for the households that are not headed by an elderly person.

Average Household Size Headed by an Elderly Person in Palestine by Region, 2019



More than One Third of the Elderly Females are Widows

93% of the elderly males in Palestine are married compared to 48% of the elderly females who are married. The percentage of the elderly widowed males reached 6% compared to 43% of the elderly widowed females in 2019, knowing that the percentage of the elderly males who were widowed in 2007 in Palestine was 8%, compared to 43% among the elderly females.

About 39% of the Elderly have Difficulties¹

Census data for the year 2017 showed that 84,194 of the elderly are with at least one difficulty (39%) of the total number of the elderly in Palestine: 35% in the West Bank and 46% in Gaza Strip. As for the types of difficulties, the most common difficulty among the elderly in Palestine was the mobility difficulties which reached 24% (20% in the West Bank and 31% in Gaza Strip) followed by seeing difficulties (22%). It is worth mentioning that the percentage of the elderly with difficulties in 2007 was 34% of the elderly in Palestine. Furthermore, Census data for the year 2017 indicated that 185,156 of the elderly aged 60 years and above are covered by health insurance; representing (86%) of the total number of the elderly, out of which 97% in Gaza Strip and 79% in the West Bank.

%15 of the Elderly in Palestine Hold an Intermediate Diploma and Higher

Labour force survey data for year 2019 showed that the percentage of the elderly who did not complete any educational stage reached about 37% (21% males and 50% females), whereas the percentage of the elderly who completed diploma degrees and higher did not exceed 15%.

¹ Data exclude those parts of Jerusalem which were annexed by Israeli occupation in 1967

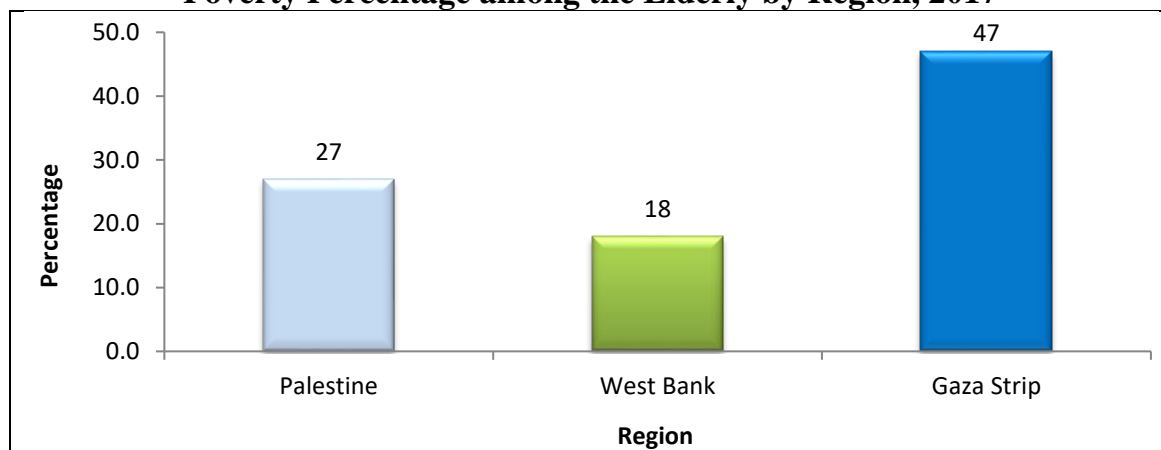
Educational status data for the year 2019 showed that there is a marked difference in percentage between males and females regarding educational attainment levels. In a sense, the percentage of the elderly males who obtained diploma and higher in Palestine reached 23% compared to 8% of the elderly females. Also, the percentage of individuals aged 18 years and above who obtained diploma and higher reached 25% of the total population that aged 18 years and above in Palestine (23% for males and 26% for females).

Variation in Poverty Rates among the Elderly in the West Bank and Gaza Strip

Data indicated that the percentage of poverty among the elderly in 2017 reached 27% of the total number of the elderly, which is equivalent to 5% of the total number of the poor people in Palestine. The percentage of poverty among the elderly in the West Bank reached 18% compared to 47% in Gaza Strip. Knowing that the percentage of poverty among the elderly in 2011 was 22% of the total number of the poor people in Palestine (17% in the West Bank and 36% in Gaza Strip).

And the percentage of deep poverty among the elderly was 16% in 2017 (8% in the West Bank and 35% in Gaza Strip).

Poverty Percentage among the Elderly by Region, 2017



Notably, the poverty percentage among individuals of households headed by an elderly person in Palestine was the highest compared to the other Palestinian households, where it was 32% among individuals of households headed by an elderly compared to 29% among other households.

The percentage of households, whose main income earner sare elderly persons and received in-kind or cash assistance due to the emergency declared during March – May, 2020, was about 14% out of the total number of households whose income earner are elderly persons. However, the percentage of households whose main breadwinners are elderly persons, and had to borrow money or buy in debit to cover their household expenditures, was about 41% of the total number of households whose main breadwinners are elderly persons.

Variation in Participation Rates of the Elderly in Labour Market in the West Bank and Gaza Strip

Data showed that the percentage of the elderly participation in labor force during the year 2019 was 14% (18% in the West Bank and 6% in Gaza Strip).

More than Two Thirds of the Elderly Own Mobile Phone

Data of the household survey on information and communications technology, 2019 showed that the percentage of the elderly who own a mobile phone reached 76% in Palestine (79% in the West Bank and 70% in Gaza strip). The survey results also showed that there is a gender gap in owning a mobile phone, where this percentage reached 86% for the elderly males compared to 67% for the elderly females. While the percentage of the elderly who own a smart phone was 33% in Palestine for the year 2019 (36% in the West Bank and 27% in Gaza Strip). According to sex, the percentage reached 36% for the elderly males compared to 30% for the elderly females.

About One Quarter of the Elderly Use the Internet

Data of the aforementioned survey also showed that the percentage of the elderly who use internet from anywhere was 24% in Palestine during 2019 (24% in the West Bank and 22% in Gaza Strip). According to sex, the percentage reached 27% for the elderly males and 20% for the elderly females. Data of the same survey indicated that the percentage of the elderly who use the social media or professional networks (Facebook, Twitter, LinkedIn...etc) of total internet users reached 87% in Palestine for the year 2019 (91% in the West Bank and 78% in Gaza Strip). There were differences in the percentage of using social media networks according to the elderly sex, as the percentage reached 90% of the elderly males compared to 83% of the elderly females.

Medical Negligence was the Highest Form of Abuse Experienced by the Elderly

Data of the Violence in the Palestinian Society Survey, 2019 showed that 22% of the elderly (65 years and above) were subjected to medical negligence by a household member in Palestine (24% for elderly females and 19% for elderly males).

Percentage of the elderly (65 years and above) who experienced a type of abuse by a household member during the past 12 months preceding the interview in 2019 by sex and type of abuse

